



LLH : LED LINEAR HIGHBAY

DESCRIPTION

A rugged, high-value LED solution for highbay and lowbay applications, replacing multi-lamp luminaires/fixtures/troffers or up to 1000 watt HID fixtures. Available with optional Xi-Fi® technology – a powerful and easy to commission wireless lighting control system.

FEATURES

- >130 lpw ultra-high efficiency delivers superior performance over fluorescent and HID, saving up to 60% of energy costs
- Universal 0-10V driver for continuous dimming

LISTINGS

- UL Listed for dry and damp locations
- DesignLights Consortium® Premium Qualified - meets the requirements for the highest DLC qualification for efficacy and lumen maintenance

PERFORMANCE

- Rated lifetime L70
>100,000 @ 40°C (104°F)
>72,000 @ 50°C (122°F)
- 4000K, 5000K CCT
- CRI: 80+

ELECTRICAL

- Input voltage: 120-277V, 347-480V
- Dimmable power supply (0-10V)
- Driver efficiency: >85%
- Power Factor: >.9
- THD: <20%
- Dimming sink current: 2mA

THERMAL

- -22°F to 122°F (-30°C to 50°C) operating temperature

CONSTRUCTION

- Heavy gauge steel body with welded frame construction resists twisting and bowing
- Diffuse frosted acrylic lens to control glare (standard) or optional clear lens for higher light output (sold separately)
- 10 ft. Y-toggle aircraft cable mounting hardware included
- Built-in 2.5kV surge protection

WARRANTY

- 5 year limited warranty; see eiko.com for warranty details

project name	type
catalog number	
comments	voltage
approved by	date



LLH-06D/1D/2D



LLH-3D



LLH-4D/5D



LLH-7D

APPLICATIONS

- Warehouses
- Manufacturing Plants
- Distribution Centers
- Grocery Stores
- Gymsnasiums
- Indoor Recreational Facilities
- Cold Storage
- Big Box Retail
- Service Repair Centers



ORDERING INFORMATION

EXAMPLE: LLH-4D-50K-U

Model	Lumen Package	CCT	Voltage	Controls
LLH : LED Linear Highbay	06D - 65W; 8,450 lm 1D - 110W; 14,400 lm 2D - 162W; 21,000 lm 3D - 223W; 29,000 lm 4D - 265W; 34,500 lm 5D - 321W; 42,000 lm 7D - 425W; 55,000 lm	40K - 4000K 50K - 5000K	U - 120-277V V - 347-480V	S1A - Microwave Sensor, Bi-Level Dimming w/ Ambient Light Sensor XiFi - Xi-Fi® Controls System For standalone sensors see Sensor Overview

PERFORMANCE SUMMARY

Order Code	Item #	Length	Watts	Nominal Lumens	LPW	CCT	Lens	Dimming	Volts	Replaces	DLC Premium
10568	LLH-06D-40K-U	2'	65W	8,450	130	4000K	Frosted	0-10V	120-277V	HBF 6x T8/4x T5	✓
10570	LLH-06D-50K-U	2'	65W	8,450	130	5000K	Frosted	0-10V	120-277V	HBF 6x T8/4x T5	✓
10571	LLH-1D-40K-U	2'	110W	14,400	130	4000K	Frosted	0-10V	120-277V	HBF 6x T8/4x T5	✓
10572	LLH-1D-50K-U	2'	110W	14,400	130	5000K	Frosted	0-10V	120-277V	HBF 6x T8/4x T5	✓
10573	LLH-1D-40K-V	2'	110W	14,400	130	4000K	Frosted	0-10V	347-480V	HBF 6x T8/4x T5	✓
10576	LLH-1D-50K-V	2'	110W	14,400	130	5000K	Frosted	0-10V	347-480V	HBF 6x T8/4x T5	✓
10579	LLH-2D-40K-U	2'	162W	21,000	130	4000K	Frosted	0-10V	120-277V	HBF 8x T8/6x T5 HO	✓
10582	LLH-2D-50K-U	2'	162W	21,000	130	5000K	Frosted	0-10V	120-277V	HBF 8x T8/6x T5 HO	✓
10585	LLH-2D-40K-V	2'	162W	21,000	130	4000K	Frosted	0-10V	347-480V	HBF 8x T8/6x T5 HO	✓
10588	LLH-2D-50K-V	2'	162W	21,000	130	5000K	Frosted	0-10V	347-480V	HBF 8x T8/6x T5 HO	✓
10590	LLH-3D-40K-U	2'	223W	29,000	130	4000K	Frosted	0-10V	120-277V	8x T5 HO	✓
10593	LLH-3D-50K-U	2'	223W	29,000	130	5000K	Frosted	0-10V	120-277V	8x T5 HO	✓
10595	LLH-3D-40K-V	2'	223W	29,000	130	4000K	Frosted	0-10V	347-480V	8x T5 HO	✓
10596	LLH-3D-50K-V	2'	223W	29,000	130	5000K	Frosted	0-10V	347-480V	8x T5 HO	✓
10597	LLH-4D-40K-U	4'	265W	34,500	130	4000K	Frosted	0-10V	120-277V	10x T5 HO	✓
10599	LLH-4D-50K-U	4'	265W	34,500	130	5000K	Frosted	0-10V	120-277V	10x T5 HO	✓
10602	LLH-4D-40K-V	4'	265W	34,500	130	4000K	Frosted	0-10V	347-480V	10x T5 HO	✓
10604	LLH-4D-50K-V	4'	265W	34,500	130	5000K	Frosted	0-10V	347-480V	10x T5 HO	✓
10605	LLH-5D-40K-U	4'	321W	42,000	130	4000K	Frosted	0-10V	120-277V	1000W HID	✓
10606	LLH-5D-50K-U	4'	321W	42,000	130	5000K	Frosted	0-10V	120-277V	1000W HID	✓
10607	LLH-5D-40K-V	4'	321W	42,000	130	4000K	Frosted	0-10V	347-480V	1000W HID	✓
10608	LLH-5D-50K-V	4'	321W	42,000	130	5000K	Frosted	0-10V	347-480V	1000W HID	✓
10609	LLH-7D-40K-U	4'	425W	55,000	130	4000K	Frosted	0-10V	120-277V	1000W HID	✓
10610	LLH-7D-50K-U	4'	425W	55,000	130	5000K	Frosted	0-10V	120-277V	1000W HID	✓
10611	LLH-7D-40K-V	4'	425W	55,000	130	4000K	Frosted	0-10V	347-480V	1000W HID	✓
10612	LLH-7D-50K-V	4'	425W	55,000	130	5000K	Frosted	0-10V	347-480V	1000W HID	✓

WITH QUICK SHIP SENSOR

10616	LLH-1D-50K-U-S1A †	2'	110W	14,400	130	5000K	Frosted	0-10V	120-277V	HBF 6x T8/4x T5	✓
10618	LLH-2D-50K-U-S1A †	2'	162W	21,000	130	5000K	Frosted	0-10V	120-277V	HBF 8x T8/6x T5 HO	✓
10620	LLH-3D-50K-U-S1A †	2'	223W	29,000	130	5000K	Frosted	0-10V	120-277V	8x T5 HO	✓

WITH Xi-Fi® WIRELESS CONTROL SYSTEM*

11325	LLH-1D-40K-U-XiFi	2'	110W	14,400	130	4000K	Frosted	0-10V	120-277V	HBF 6x T8/4x T5	✓
11326	LLH-1D-50K-U-XiFi	2'	110W	14,400	130	5000K	Frosted	0-10V	120-277V	HBF 6x T8/4x T5	✓
11327	LLH-2D-40K-U-XiFi	2'	162W	21,000	130	4000K	Frosted	0-10V	120-277V	HBF 8x T8/6x T5 HO	✓
11328	LLH-2D-50K-U-XiFi	2'	162W	21,000	130	5000K	Frosted	0-10V	120-277V	HBF 8x T8/6x T5 HO	✓
11329	LLH-3D-40K-U-XiFi	2'	223W	29,000	130	4000K	Frosted	0-10V	120-277V	8x T5 HO	✓
11330	LLH-3D-50K-U-XiFi	2'	223W	29,000	130	5000K	Frosted	0-10V	120-277V	8x T5 HO	✓

✓DesignLights Consortium® Premium Qualified †Quick Ship Sensor Option - Eiko S1A Sensor *See page 3 for required Xi-Fi accessories

ADDITIONAL FACTORY INSTALLED OPTIONS

EXAMPLE: LLH-7D-50K-U-EM15W

EM15W - 15W Emergency Battery*†

EM30W - 30W Emergency Battery*†

S1A - SEN-S1A-KO Sensor*

3A - SEN-3A-KO Sensor*

3AA - SEN-3AA-KO Sensor*

3B - SEN-3B-KO Sensor*

3C - SEN-3C-KO Sensor*‡

*120-277V †120-347V only ‡347-480V only

AVAILABLE ACCESSORIES

Order Code	Item #	Description
09226	LLH-CHAIN	Mounting Chain for LLH, 1.05 meters (1 pair)
09336	LLH-CL-2x1	Clear Lens for LLH-06D, 1D & 2D- 40K/50K-U
09337	LLH-CL-2x1.5	Clear Lens for LLH-3D-40K/50K-U
09338	LLH-CL-4x1	Clear Lens for LLH-4D & 5D-40K/50K-U
09700	LLH-CL-4x1.5	Clear Lens for LLH-7D-40K/50K-U
09339	LLH-FL-2x1	Frosted Lens for LLH-06D, 1D & 2D-40K/50K-U
09340	LLH-FL-2x1.5	Frosted Lens for LLH-3D-40K/50K-U
09341	LLH-FL-4x1	Frosted Lens for LLH-4D & 5D-40K/50K-U
09701	LLH-FL-4x1.5	Frosted Lens for LLH-7D-40K/50K-U
09227	LLH-PENDANT BOX	Pendant Box for 120/277V LLH, 1/2" Nominal Pipe Dia.
09906	LLH-PENDANT BOX-347/480	Pendant Box for 347/480V LLH, 1/2" Nominal Pipe Diameter
09818	LLH-SMK-1	Surface Mount Kit, 12.6"

Order Code	Item #	Description
09819	LLH-SMK-2	Surface Mount Kit, 17.3"
09230	LLH-V HOOK-1	V-Hook for LLH-06D, 1D, 2D, 4D & 5D-40K/50K-U
09229	LLH-V HOOK-1.5	V-Hook for LLH-3D & 7D-40K/50K-U
09222	LLH-WG-2x1	Wireguard for LLH-06D,1D & 2D-40K/50K-U
09223	LLH-WG-2x1.5	Wireguard for LLH-3D-40K/50K-U
09224	LLH-WG-4x1	Wireguard for LLH-4D & 5D-40K/50K-U
09702	LLH-WG-4x1.5	Wire Guard for LLH-7D-40K/50K-U

REQUIRED Xi-Fi ACCESSORIES

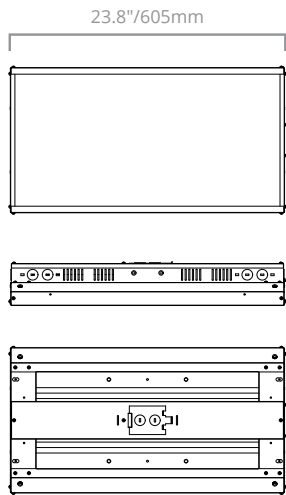
10893	EC-004-2N-129	Xi-Fi Dongle
10894	EC-018-9N-147	Xi-Fi Precision ID Remote

For sensor options, see EIKO Sensor Overview at eiko.com 

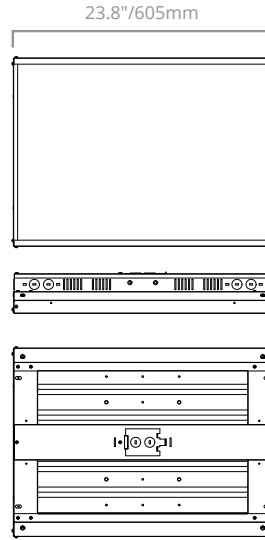
ACCESSORIES CROSS REFERENCE

Order Code	Item #	Description	06D	1D	2D	3D	4D	5D	7D	"U"	"V"
09226	LLH-CHAIN	Mounting Chain for LLH, 1.05 meters (1 pair)	✓	✓	✓	✓	✓	✓	✓	✓	✓
09336	LLH-CL-2x1	Clear Lens for LLH-06D, 1D & 2D- 40K/50K-U	✓	✓	✓	X	X	X	X	✓	✓
09337	LLH-CL-2x1.5	Clear Lens for LLH-3D-40K/50K-U	X	X	X	✓	X	X	X	✓	✓
09338	LLH-CL-4x1	Clear Lens for LLH-4D & 5D-40K/50K-U	X	X	X	X	✓	✓	X	✓	✓
09700	LLH-CL-4x1.5	Clear Lens for LLH-7D-40K/50K-U	X	X	X	X	X	X	✓	✓	✓
09339	LLH-FL-2x1	Frosted Lens for LLH-06D, 1D & 2D-40K/50K-U	✓	✓	✓	X	X	X	X	✓	✓
09340	LLH-FL-2x1.5	Frosted Lens for LLH-3D-40K/50K-U	X	X	X	✓	X	X	X	✓	✓
09341	LLH-FL-4x1	Frosted Lens for LLH-4D & 5D-40K/50K-U	X	X	X	X	✓	✓	X	✓	✓
09701	LLH-FL-4x1.5	Frosted Lens for LLH-7D-40K/50K-U	X	X	X	X	X	X	✓	✓	✓
09227	LLH-PENDANT BOX	Pendant Box for 120/277V LLH, 1/2" Nominal Pipe Dia.	✓	✓	✓	✓	✓	✓	✓	✓	X
09906	LLH-PENDANT BOX-347/480	Pendant Box for 347/480V LLH, 1/2" Nominal Pipe Diameter	✓	✓	✓	✓	✓	✓	✓	X	✓
09818	LLH-SMK-1	Surface Mount Kit, 12.6"	✓	✓	✓	X	✓	✓	X	✓	✓
09819	LLH-SMK-2	Surface Mount Kit, 17.3"	X	X	X	✓	X	X	✓	✓	✓
09230	LLH-V HOOK-1	V-Hook for LLH-06D, 1D, 2D, 4D & 5D-40K/50K-U	✓	✓	✓	X	✓	✓	X	✓	✓
09229	LLH-V HOOK-1.5	V-Hook for LLH-3D & 7D-40K/50K-U	X	X	X	✓	X	X	✓	✓	✓
09222	LLH-WG-2x1	Wireguard for LLH-06D,1D & 2D-40K/50K-U	✓	✓	✓	X	X	X	X	✓	✓
09223	LLH-WG-2x1.5	Wireguard for LLH-3D-40K/50K-U	X	X	X	✓	X	X	X	✓	✓
09224	LLH-WG-4x1	Wireguard for LLH-4D & 5D-40K/50K-U	X	X	X	X	✓	✓	X	✓	✓
09702	LLH-WG-4x1.5	Wire Guard for LLH-7D-40K/50K-U	X	X	X	X	X	X	✓	✓	✓

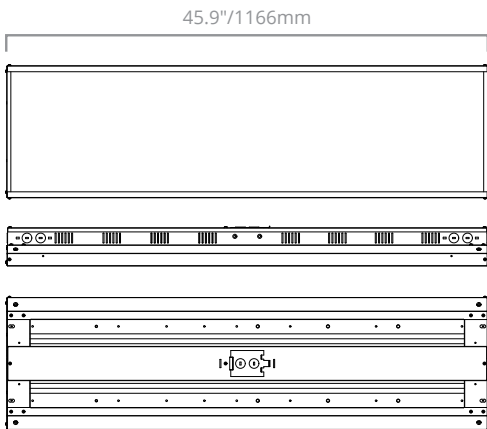
DIMENSIONS



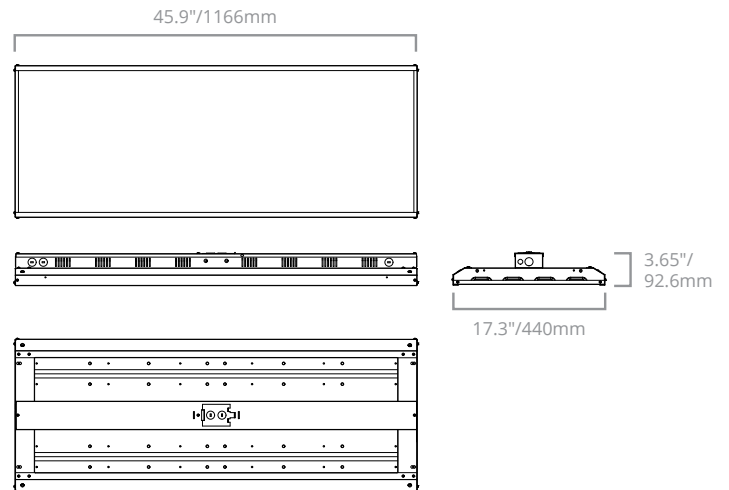
LLH-06D/1D/2D



LLH-3D



LLH-4D/5D



LLH-7D

FIXTURE SIZE CROSS REFERENCE

Fixture sizes are different; please refer to chart below for current fixture size.

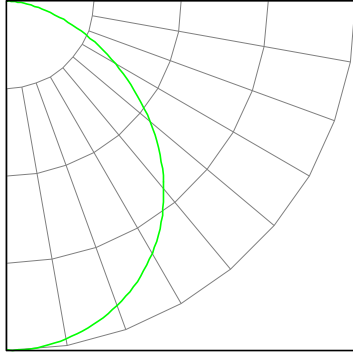
LLH-C SERIES	Fixture Size	LLH-D SERIES						
		06D	1D	2D	3D	4D	5D	7D
1C	1x2	✖	✖	✖				
2C	1.5x2				✖			
3C	1x4					✖	✖	
4C	1.5x4							✖
5C								

*For reference only; refer to performance summary above for fixture performance.

PHOTOMETRICS

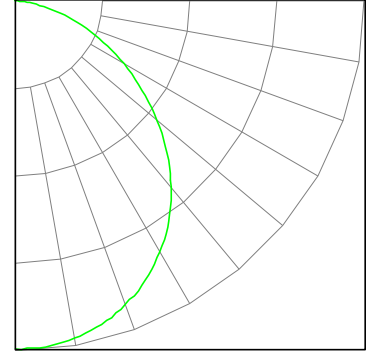
LLH-06D-xxK-y

ZONAL LUMEN SUMMARY		
Zone	Lumens	%Fixture
0-30	2415.38	29.8%
0-40	3925.65	48.4%
0-60	6674.89	82.4%
0-80	7968.02	98.3%
0-90	8066.81	100%
0-180	8105.08	100%



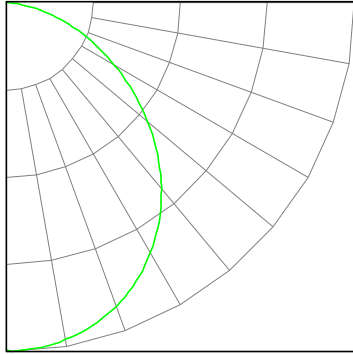
LLH-1D-xxK-y

ZONAL LUMEN SUMMARY		
Zone	Lumens	%Fixture
0-30	4124.4	29.8%
0-40	6690.37	48.3%
0-60	11369.92	82.1%
0-80	13618.25	98.4%
0-90	13797.97	100%
0-180	13841.93	100%



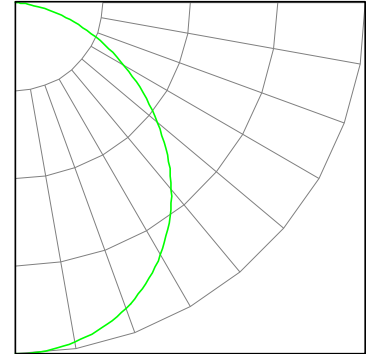
LLH-2D-xxK-y

ZONAL LUMEN SUMMARY		
Zone	Lumens	%Fixture
0-30	6085.76	30.0%
0-40	9850.05	48.6%
0-60	16662.35	82.2%
0-80	19931.55	98.3%
0-90	20202.57	100%
0-180	20273.93	100%



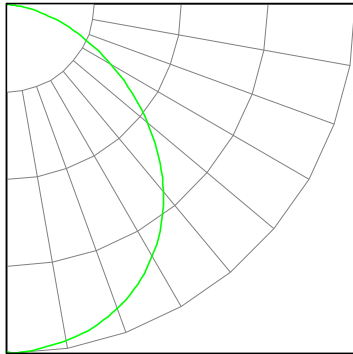
LLH-3D-xxK-y

ZONAL LUMEN SUMMARY		
Zone	Lumens	%Fixture
0-30	8224.91	29.9%
0-40	13331.08	48.5%
0-60	22593.37	82.2%
0-80	27035.74	98.3%
0-90	27392.8	100%
0-180	27496.39	100%



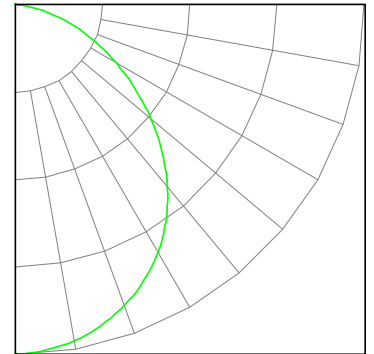
LLH-4D-xxK-y

ZONAL LUMEN SUMMARY		
Zone	Lumens	%Fixture
0-30	10218.99	29.8%
0-40	16619.88	48.5%
0-60	28250.23	82.5%
0-80	33703.2	98.4%
0-90	34124.94	100%
0-180	34253.9	100%



LLH-5D-xxK-y

ZONAL LUMEN SUMMARY		
Zone	Lumens	%Fixture
0-30	11957.77	29.8%
0-40	19397.12	48.4%
0-60	32941.45	82.2%
0-80	39411.08	98.4%
0-90	39927.84	100%
0-180	40067.53	100%



LLH-7D-xxK-y

ZONAL LUMEN SUMMARY		
Zone	Lumens	%Fixture
0-30	16296.36	29.7%
0-40	26494.6	48.2%
0-60	45140.66	82.2%
0-80	54066.22	98.4%
0-90	54795.46	100%
0-180	54931.57	100%

